

ECLIPSE SMART-HEAT™ ELECTRIC

Dim the lights and turn up the heat with our Eclipse Smart-Heat™ Electric heater. Available in six unique mounting options, the new Bromic Eclipse Smart-Heat™ series adds style, warmth and light to design-focused outdoor spaces.



ECLIPSE
SMART-HEAT™ ELECTRIC

SPECIFICATIONS

Reference the specification guide below to help you select the correct solution for your needs.

MODEL NUMBER

PRODUCT CODE	BH0920001
FUEL TYPE	ELECTRIC (3300W)
COLOR	MATTE BLACK
MATERIAL	PREMIUM, DOUBLE COATED STEEL
HEAT AREA	144FT ²
LED COLOR	WARM WHITE - DIMMABLE
RATED CURRENT & VOLTAGE	12.9 A (220V) / 13.5 A (230V) / 14.1 A(240V)
MINIMUM FLOOR CLEARANCE	CEILING 96" WALL 96"

MOUNTING OPTIONS

WALL MOUNT	BH3230006 (OPTIONAL)
8" STRAIGHT CEILING MOUNT POLE	BH3230001 (OPTIONAL)
24" STRAIGHT CEILING MOUNT POLE	BH3230002 (OPTIONAL)
24" TWIN STRAIGHT CEILING MOUNT POLE	INCLUDED
24" CURVED CEILING MOUNT POLE	BH3230004 (OPTIONAL)
48" STRAIGHT CEILING MOUNT POLE	BH3230005 (OPTIONAL)

CONTROL OPTIONS

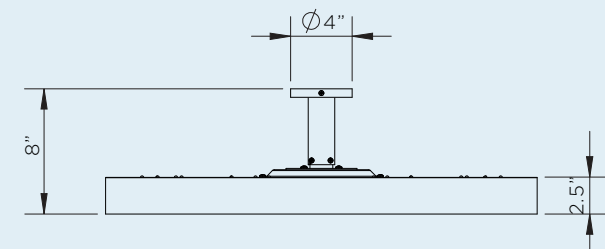
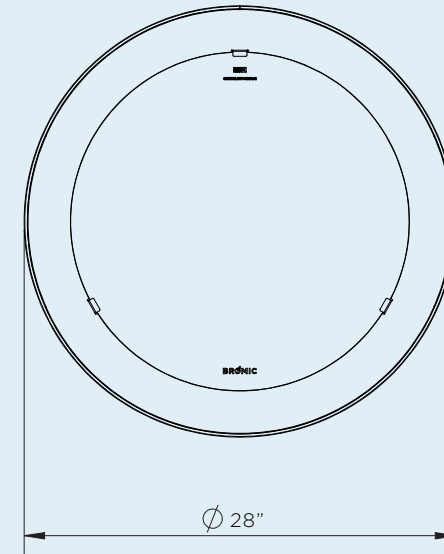
DIMMER CONTROL	BH3230007 (OPTIONAL)
42 CHANNEL REMOTE	BH3130012 (OPTIONAL)

Measurements displayed within this document are minimum requirements for installation.
Bromic takes no responsibility for incorrect or non-compliant installations.
All measurement in this document are displayed in inches.

DIMENSIONS

With a wide range of sizes available, find the ideal heater to suit your outdoor space.

PRODUCT MEASUREMENTS

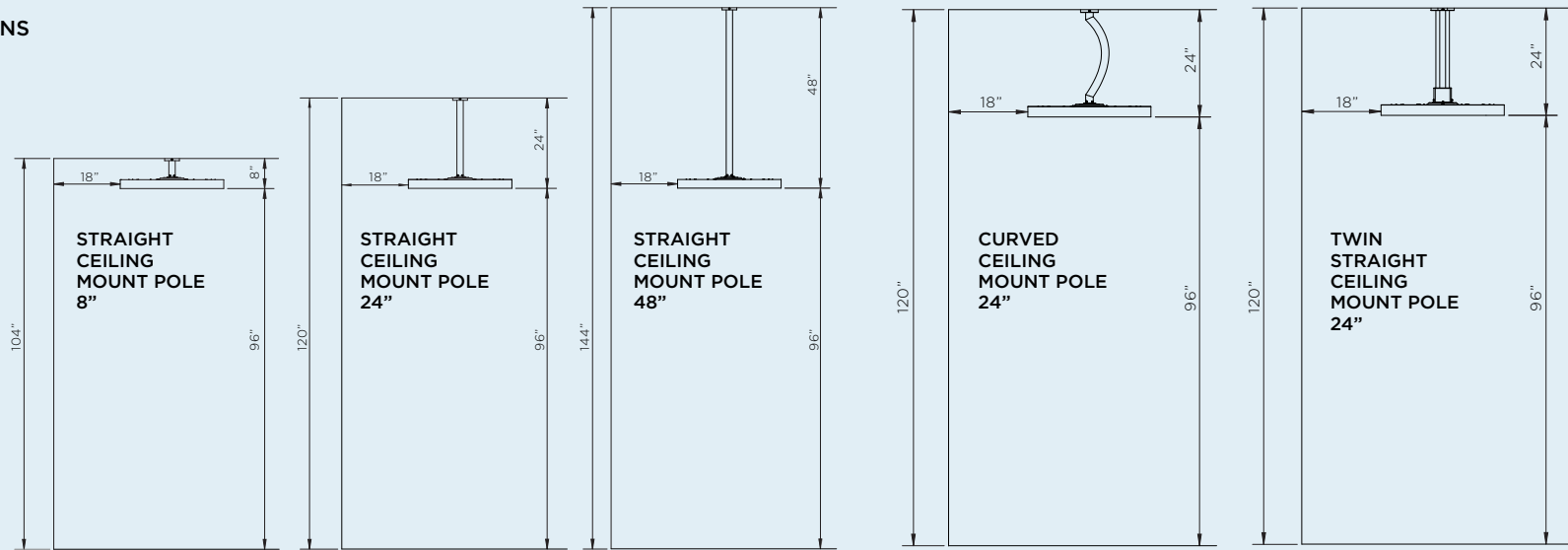


CLEARANCE

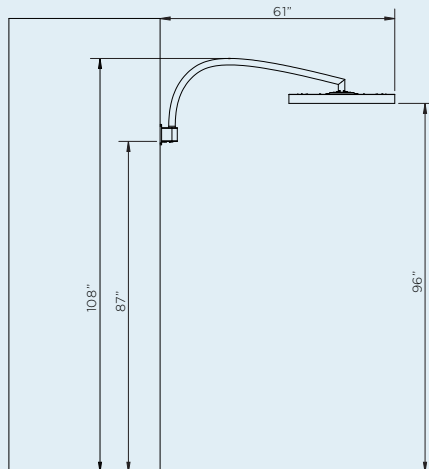
With a wide array of mounting options, Bromic offers solutions to compliment any décor and provide functionality for ambiance and comfort.

MOUNTING OPTIONS

CEILING MOUNTING OPTIONS



WALL MOUNTING



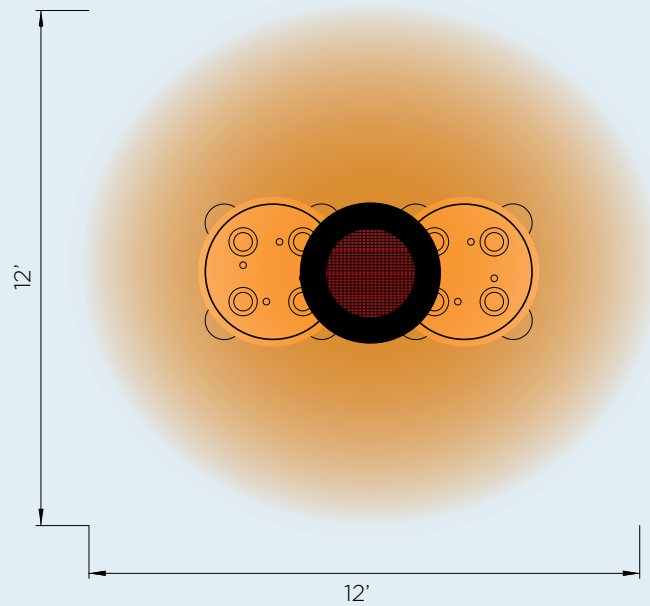
HEATING REACH

Creating ideal comfort levels, Bromic heaters offer a variety of heat distribution options to suit your outdoor heating needs.

HEAT AREAS

3300W SERIES

HEATING APPROXIMATELY 144FT²
3300W HEATING POWER



*HEAT AREA DEPENDENT ON AMBIENT TEMPERATURE AND WIND. OPTIMUM CONDITIONS EXPERIENCED AT APPROX 60°F AND IN A LOW WIND COVERED ENVIRONMENT.





EXTEND YOUR COMFORT OUTDOORS
WITH THE SUPERIOR HEAT AND
AWARD-WINNING DESIGN OF OUR
SMART-HEAT™ OUTDOOR HEATERS.



FLEXIBLE MOUNTING OPTIONS

Minimal vertical clearance requirements and a wide range of wall, ceiling, and free-standing options to suit any space.

PREMIUM CONSTRUCTION

Superior components, ensuring longevity of use and aesthetic appeal for years to come.

UNIQUE DESIGN

Elegantly understated design that complements any design-focused outdoor environment.

CERAMIC SCREEN

Spreads heat evenly across any area while minimizing light emission from the heating element.

DIMMABLE LIGHT

Complete flexibility over level of brightness for the right amount of ambience.

PRECISE CONTROL

Accurately adjust the heat output (0/33/66/100%) for complete control over the level of comfort.

**COMPATIBLE WITH
SMART-WIRELESS
TECHNOLOGY**



BROMIC.COM/HEAT

ASIA PACIFIC | NORTH AMERICA | EUROPE

Bromic pursues a policy of continuing improvement in design and performance of its products. The right is therefore reserved to vary specifications without notice.

04.2021