

ECLIPSE SMART-HEAT™ PORTABLE

Dim the lights and turn up the heat with our Eclipse Smart-Heat™ Electric Portable heater. Featuring a striking, elegant design, this powerful heater will bring both warmth and light to design-focused outdoor spaces.

PRECISE CONTROL

Accurately adjust the heat output (0/33/66/100%) for complete control over the level of comfort.

CERAMIC FASCIA

Spreads heat evenly across any area while minimizing light emission from the heating element.

DIMMABLE LIGHT

Complete flexibility over level of brightness for the right amount of ambience.

PREMIUM CONSTRUCTION

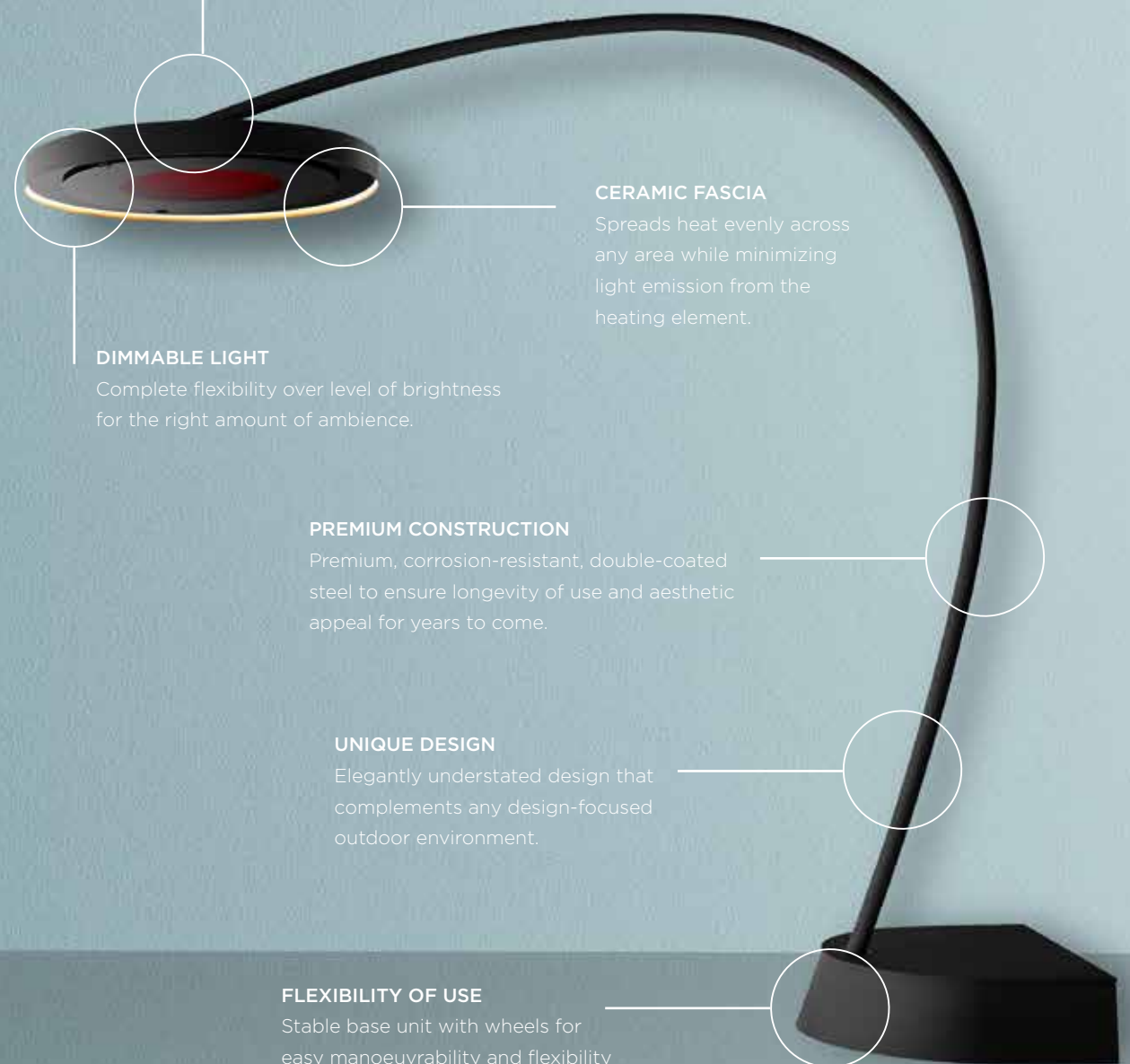
Premium, corrosion-resistant, double-coated steel to ensure longevity of use and aesthetic appeal for years to come.

UNIQUE DESIGN

Elegantly understated design that complements any design-focused outdoor environment.

FLEXIBILITY OF USE

Stable base unit with wheels for easy manoeuvrability and flexibility over location.



SPECIFICATIONS

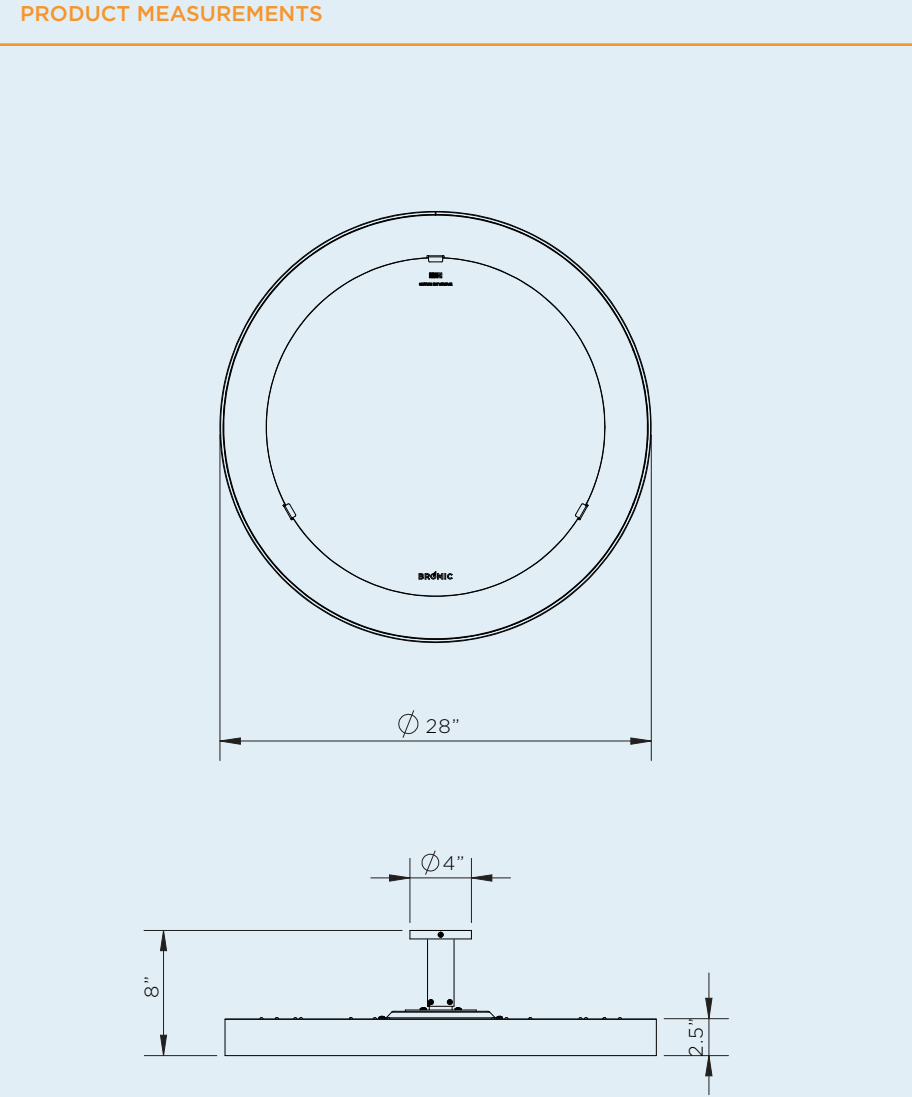
Reference the specification guide below to help you select the correct solution for your needs.

MODEL NUMBER	
PRODUCT CODE	BH0820001
FUEL TYPE	ELECTRIC (3300W)
COLOR	MATTE BLACK
HEAT AREA	144FT ²
LED COLOR	WARM WHITE - DIMMABLE
RATED CURRENT & VOLTAGE	12.9 A (220V) / 13.5 A (230V) / 14.1 A(240V)
MINIMUM FLOOR CLEARANCE	79"
MOUNTING OPTIONS	
FREESTANDING	✓
CONTROL OPTIONS	
DIMMER CONTROL	INCLUDED
42 CHANNEL REMOTE	BH3130012 (OPTIONAL)

Measurements displayed within this document are minimum requirements for installation.
Bromic takes no responsibility for incorrect or non-compliant installations.
All measurement in this document are displayed in inches.

DIMENSIONS

With a wide range of sizes available, find the ideal heater to suit your outdoor space.

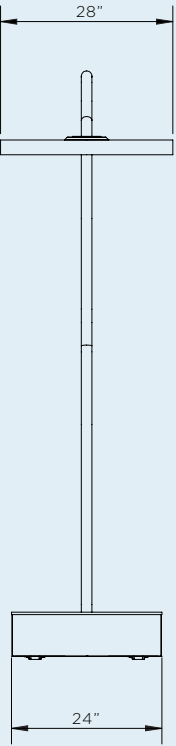


CLEARANCE

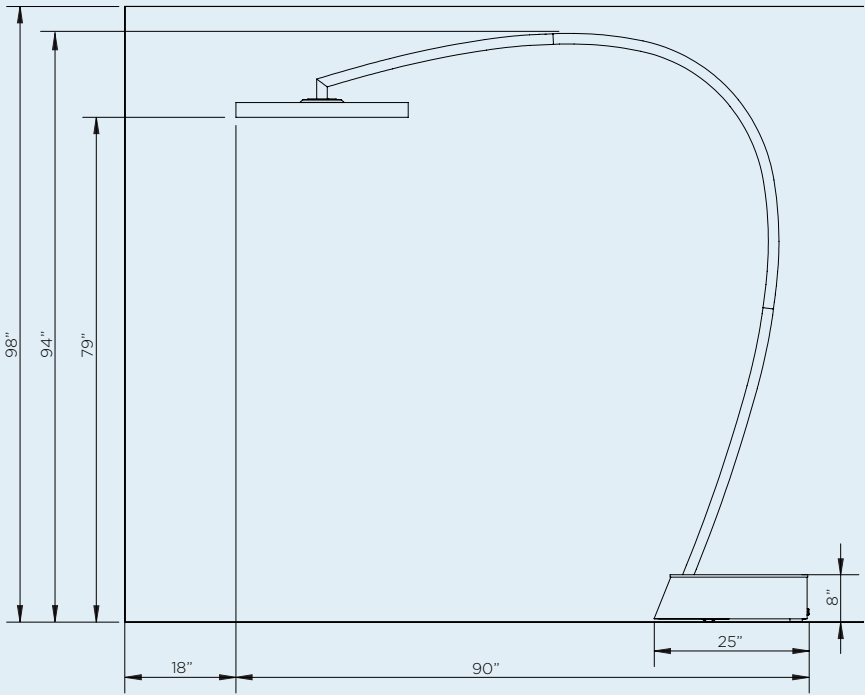
With a wide array of mounting options, Bromic offers solutions to compliment any décor and provide functionality for ambiance and comfort.

FREESTANDING

FRONT VIEW



CEILING & WALL CLEARANCE

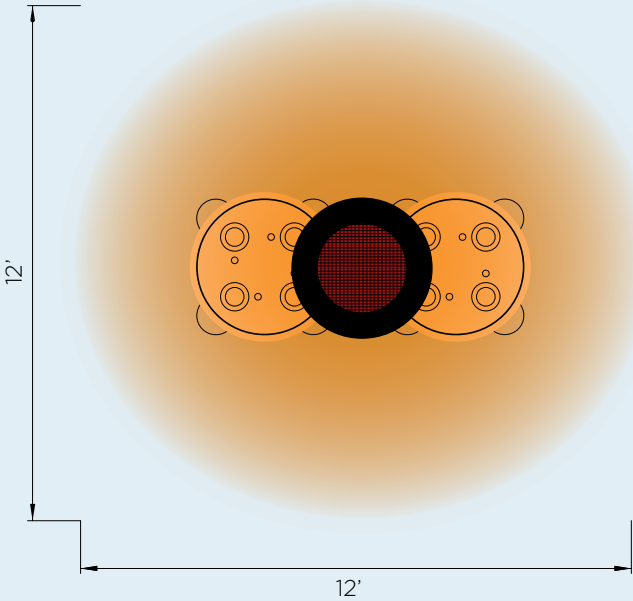


HEATING REACH

Creating ideal comfort levels, Bromic heaters offer a variety of heat distribution options to suit your outdoor heating needs.

HEAT AREAS

3300W SERIES
HEATING APPROXIMATELY 144FT²
3300W HEATING POWER



*HEAT AREA DEPENDENT ON AMBIENT TEMPERATURE AND WIND. OPTIMUM CONDITIONS EXPERIENCED AT APPROX 60°F AND IN A LOW WIND COVERED ENVIRONMENT.

EXTEND YOUR COMFORT OUTDOORS
WITH THE SUPERIOR HEAT AND
AWARD-WINNING DESIGN OF OUR
SMART-HEAT™ OUTDOOR HEATERS.

[BROMIC.COM/HEAT](https://bromic.com/heat)

ASIA PACIFIC | NORTH AMERICA | EUROPE

Bromic pursues a policy of continuing improvement in design and performance of its products. The right is therefore reserved to vary specifications without notice.

04.2021