

A black outdoor thermostat is mounted on a red brick wall. It is connected to a metal arm that extends from a bracket on the wall. The thermostat has a series of horizontal slats on its front face. A white wire is visible running along the wall.

A fresco-Heating.com
888-Warm-Gb



INFRARED DYNAMICS

manufacturers of gas infra-red equipment

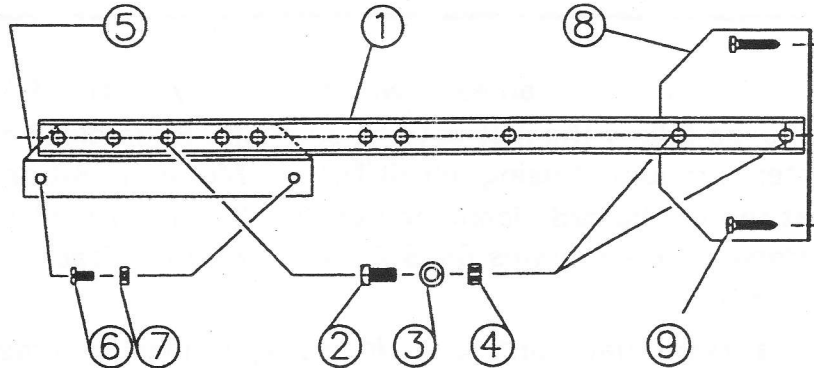
3830 Prospect Avenue

Yorba Linda, California 92886 USA

Phone (714) 572-4050

Mounting Kit for SUNPAK Heater

Parts List



Item	Painted	Stainless	QTY	Description
1	32043	32043-2	2	Bar, 1/2 x 1 Channel, 21-5/16" L
2	70007	70007-2	6	Bolt, 3/8-16 x 3/4 Square Head
3	70013	70013-2	6	Washer, 3/8 Lock
4	70059	70059-2	6	Nut, 3/8-16 ZINC
5	32041	32041-2	2	Bracket, S Heater
6	70061	70061-2	4	Screw, 1/4-20 x 1/2
7	71023	71023-2	4	Nut, 1/4-20
8	32042	32042-2	2	Bracket, S Wall
9	70060	70060-2	4	Bolt, 1/4 x 1-1/4" L Lag

CUT BAR LENGTHS

FIG. 1

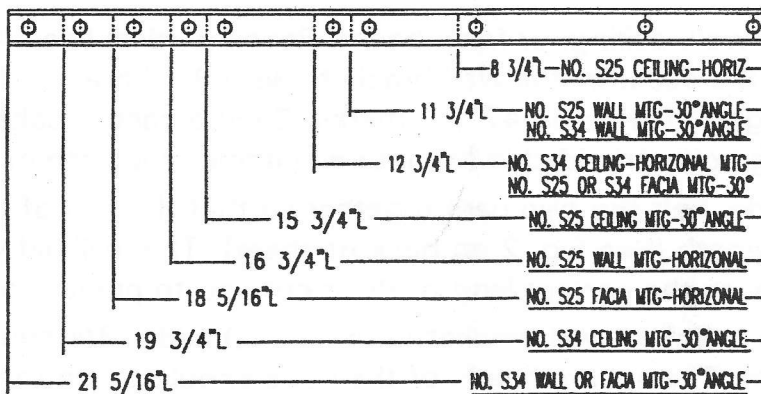
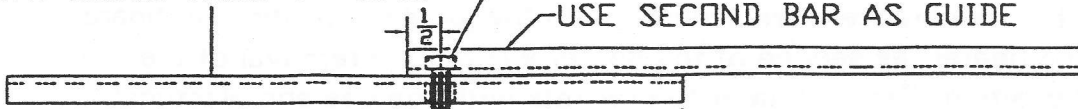


FIG. 2

DISCARD THIS PIECE WITH CLOSE HOLE SPACING

3/8 BOLT AND NUT

USE SECOND BAR AS GUIDE



HACKSAW CUT HERE

MEASURED BAR LENGTH REQUIRED (SEE CHART)